



Hand-Washing Initial Assessment Form
Photos with Zachary Cowan
Photo Editing by Naomi A. Tucker
Created by Naomi A. Tucker





Elcam Community Center Hand-Washing Evaluation Form
189 West Creek Road
Saint Marys, PA 15857

Name of Participant: _____

Date: _____

Please use the **initial assessment** to determine strengths and areas of need for the individual.

Assessment Key:

- W/O = Can do the activity without Staff assistance
- W/A = Can do the activity with Staff assistance
- N = Is unable to do the activity with or without Staff assistance
- N/A = Not Applicable at this time
- U/A = Unable to Assess at this time








Independent Living Skill: **Hand-Washing**








- _____ Can identify body part: *fingers*
- _____ Can identify body part: *hands*
- _____ Can identify *left* hand
- _____ Can identify *right* hand
- _____ Can identify body part: *wrists*
- _____ Can identify body part: *palms of hands*
- _____ Can identify the use of the word *scratch* (mimic the action)
- _____ Can identify the use of the word *rotational* (mimic the action)
- _____ Can identify *sink*
- _____ Can identify *left* lever (Hot water) of faucet
- _____ Can identify *right* lever (Cold water) of faucet
- _____ Can identify if water is turned *on*
- _____ Can identify if water is turned *off*
- _____ Can identify if water temperature is *hot*
- _____ Can adjust water temperature to *warm*
- _____ Can identify if water temperature is *warm*
- _____ Can identify if water temperature is *cold*
- _____ Can identify *soap dispenser*
- _____ Can identify *liquid soap*
- _____ Can identify *hand dryer*
- _____ Can identify the use of the word *slow* (mimic the action)
- _____ Can identify the use of the word *fast* (mimic the action)







Please use the **assessment key** to determine whether or not the individual can successfully and independently carry out each activity.

Assessment Key:

- I = Can do the activity independently but not necessarily correctly
- I/C = Can do the activity independently and correctly
- S = Can do the activity with supervision
- W/A = Can do the activity with verbal assistance
- N/A = Not Applicable at this time
- U/A = Unable to Assess at this time

HAND-WASHING ACTIVITY	DATE(S)	ASSESSMENT	STEP NUMBER	PICTORIAL VIEW OF ACTIVITY
Slowly turn on the hot water			1	
Slowly turn on the cold water			2	
Check the water temperature			3	
Wet hands			4	
Wet wrists			5	
Apply soap			6	
Rub right palm over left			7	

HAND-WASHING ACTIVITY	DATE(S)	ASSESSMENT	STEP NUMBER	PICTORIAL VIEW OF ACTIVITY
Rub left palm over right			8	
Rub palm to palm			9	
Rub fingers interlaced			10	
Scratch right fingers in left palm			11	
Scratch left fingers in right palm			12	
Rotational rubbing of right thumb clasped in left hand			13	
Rotational rubbing of left thumb clasped in right hand			14	

HAND-WASHING ACTIVITY	DATE(S)	ASSESSMENT	STEP NUMBER	PICTORIAL VIEW OF ACTIVITY
Rotational rubbing backwards and forwards with tops of fingers and thumb of right hand			15	
Rotational rubbing backwards and forwards with tops of fingers and thumb of left hand			16	
Thoroughly rinse your hands in water			17	
Turn off the hot water first			18	
Turn off the cold water second			19	
Shake off excess water			20	

HAND-WASHING ACTIVITY	DATE(S)	ASSESSMENT	STEP NUMBER	PICTORIAL VIEW OF ACTIVITY
Rub hands under dryer			21	